

SCHACHT C

SCHACHT B

SCHACHT A

- Gepatchtes LWL Port (Aktiver Port)
- Aufgeschaltetes LWL Port (Kupplung aber nicht aktiv)
- Nicht-Aufgeschaltetes LWL Port (keine Kupplung)

5.Stock

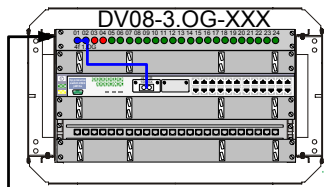
4.Stock

3.Stock

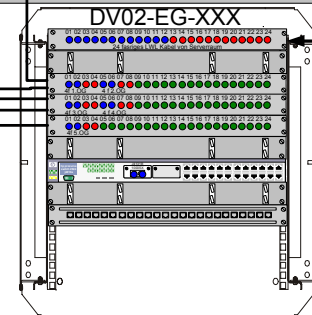
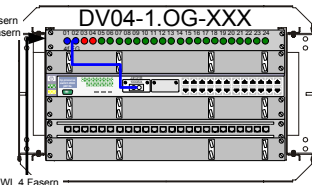
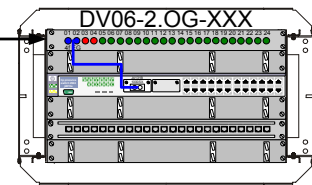
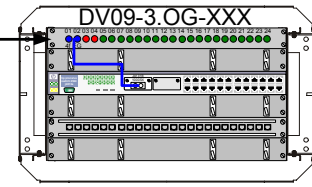
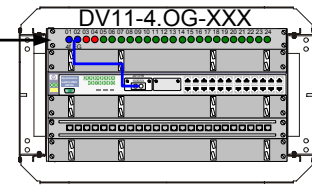
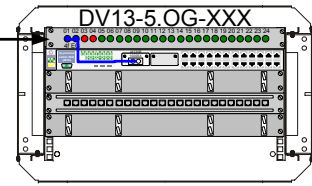
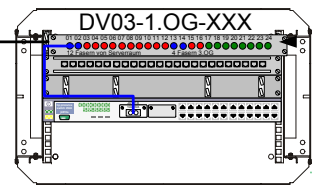
2.Stock

1.Stock

EG



LWL 4 Fasern  
2 aktive Fasern



LWL 4 Fasern  
2 aktive Fasern

LWL 4 Fasern  
aktive Fasern

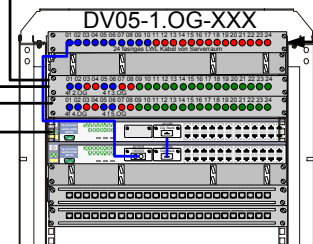
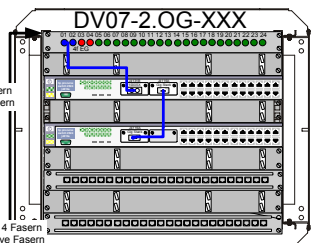
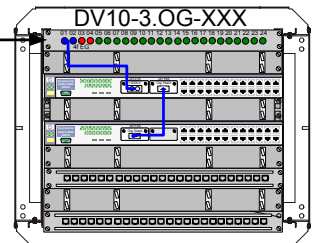
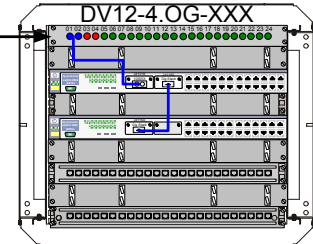
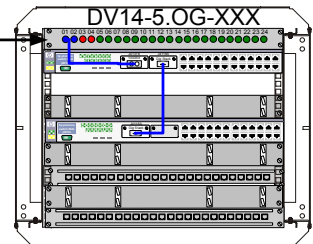
LWL 4 Fasern  
2 aktive Fasern

LWL 4 Fasern  
2 aktive Fasern

LWL 4 Fasern  
2 aktive Fasern

LWL 4 Fasern  
2 aktive Fasern

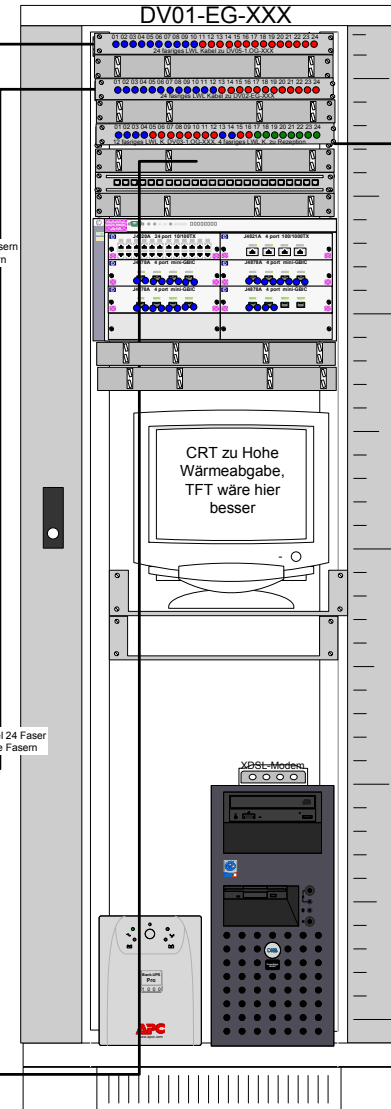
LWL 4 Fasern  
2 aktive Fasern



12HE

LWL 12 Fasern  
4 aktive Fasern

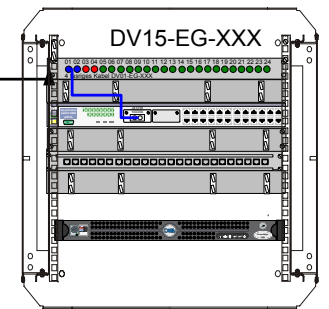
Serverraum  
EG-XX



LWL Kabel 24 Fasern  
10 aktive Fasern

LWL Kabel 24 Faser  
12 aktive Fasern

Rezeption  
EG-XX



LWL Kabel 4 Fasern  
2 aktive Fasern